

# PROJECT 8

## Data Collaboration for Sustainable Development

*3rd Global Conference on Big Data for Official Statistics*

*Dublin, Ireland*

### Founders



### Collaborators



# What is Project 8?

A professional social network built around data.

A global, digital information community where people come together to share, compare, analyze and discuss data and perspectives.

A prototype focused first on food security, agriculture and nutrition as a model for other thematic areas.



**THE GLOBAL GOALS**  
For Sustainable Development

Project 8 is timed with a new global development agenda. As the world rallies around a new set of Sustainable Development Goals, Project 8 is part of the data revolution necessary to achieve these goals.

PROJECT 8



# Why Project 8?

---

“ACHIEVING THESE GOALS... WILL REQUIRE ANOTHER SIGNIFICANT INCREASE IN THE DATA AND INFORMATION THAT IS AVAILABLE TO INDIVIDUALS, GOVERNMENTS, CIVIL SOCIETY, COMPANIES AND INTERNATIONAL ORGANIZATIONS TO PLAN, MONITOR AND BE HELD ACCOUNTABLE FOR THEIR ACTIONS.”

THE UN SECRETARY-GENERAL'S INDEPENDENT EXPERT ADVISORY GROUP  
ON A DATA REVOLUTION FOR SUSTAINABLE DEVELOPMENT

NOVEMBER 2014

---

PROJECT 8



# Why Project 8?

To adequately plan for a world of 8 billion people and beyond public and private organizations need to understand the trajectory of human needs.

Yet, today's research on global demand for basic human needs is:

- Highly Fragmented
- Highly Variable
- Challenging to Access and Navigate

Project 8 is working to fix this.



# The Project 8 Journey.



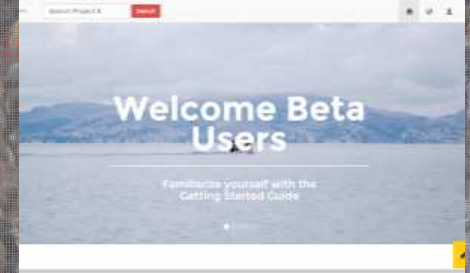
Discovery  
2013-2014



Human Centered Design  
2H 2014



Agile Development  
1H 2015



Prototype Release  
Fall 2015

## Founders



## Collaborators



PROJECT 8



# The Progress.

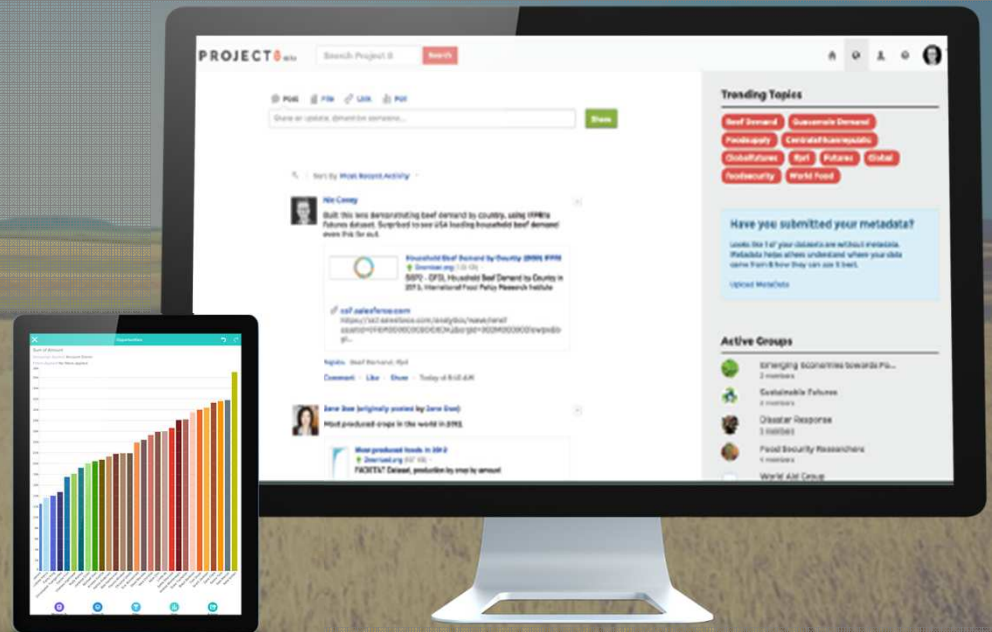
A fully operational prototype went live to beta users Fall '15 and now includes:

200+ million rows of data<sup>◇</sup>  
40+ visualizations<sup>◇</sup>

Users from:  
65+ organizations  
10+ countries

Integration of data & social elements  
Attention from new partners  
User feedback

<sup>◇</sup> some curated and some from beta users





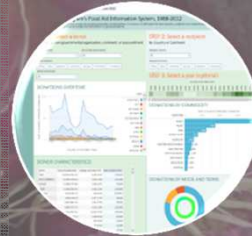
# Use Case.



Meet "Paul". He needs to learn more about food aid deliveries to advise on an investment.



He logs in to Project 8 to see what information is available.



Paul finds a dashboard of data from the World Food Programme that helps him get started and focus his questions.



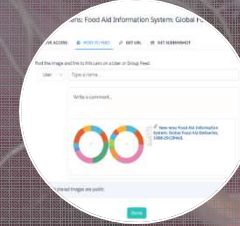
He uses the platform's charting and filtering features to look at recent aid to Kenya, particularly during their political crisis in 2008.



Paul joins a relevant discussion and connects, by way of @mention, to "Jessica", who is researching similar topics.



Following her discussion with Paul, Jessica uploads a dataset of her own to share with the community.



Paul writes his advisory letter including data he has exported from the platform along with a screenshot and link.



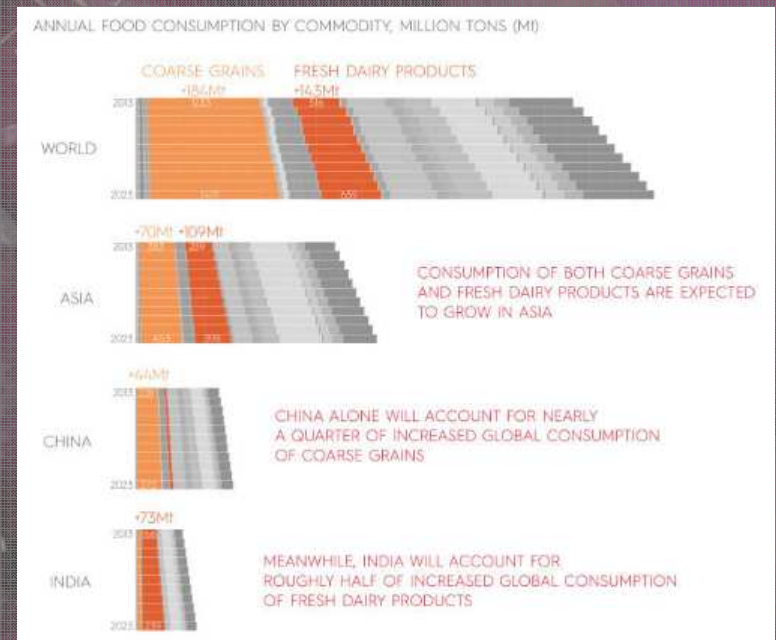
# Use Case.

How will global commodity consumption change over the next decade?

*Utilizing the OECD Agricultural Outlook dashboard within the Project 8 platform reveals:*

According to the OECD, world consumption of coarse grains and fresh dairy products will grow significantly over the next decade.

Much of this growth will be driven by Asia, with significant variation across countries – particularly China and India.





## Datasets

- 📊 Vegetable Prices (India) Dec 2015 - March 7 2016
- 📊 Banana Prices (India) Dec 2015 - April 4 2016
- 📊 Daily Vegetable Prices in India

## Dashboards

No results

## Lenses

- 👁️ Banana Wholesaler Avg Price (India)
- 👁️ Vegetable Prices (India) Dec 2015 - 2016

## People

- 👤 Sai Krishna Dandamudi

## Active Groups

No results

## Discussions

- Check banana prices in India from Dec 2015 to April 4 [https://...](#)
- Hi Carlo Cafiero, My name is Sai Krishna Dandamudi I develop...
- Hi Amparo Ballivian, My name is Sai Krishna Dandamudi I dev...

## Documents

No results



# User feedback.

"A key strength of the platform is being able to go to the front page and having all the data right there. I don't have to spend time logging in and downloading everything from many sites. It's also a great place to be able to share a pretty snapshot of information with others" – *Senior Economist, US Government*

"Project 8 helped us in price discovery & price transparency of agricultural produce & products. Data uploaded into Project 8 from all over the world increases monitoring & ensures better food security all over the world. Project 8 also helped us to meet experts and other contributors within the research community." – *Sai Krishna Dandamudi, Founder and CEO, VARI Padmavati Agro Services*

"Project 8 allowed me to visualize population growth and fertility rate assumptions by country, as well as food consumption versus production scenarios." – *Kevin Lehmann, Senior Equity Research Associate, RBC Capital Markets*



# What's next?

## Users



Scale the number and diversity of our users.  
Emphasis on engagement.

## Data



Increase the magnitude and coverage of curated and contributed data.

## Network



Expand the number of collaborators and advisers to facilitate continued growth.

## Themes



Introduction of new thematic areas beyond food security.



# Join Project 8.

## Want to get involved in the next phase of the project?

In addition to [beta users](#), the collaborating organizations seek:

- Donor organizations to help scale the project via their knowledge, networks and financial support
- Domain experts that will help us continue to learn and iterate the platform
- Related initiatives that want to collaborate to accelerate mutual progress

Collaborators will be contributing to a project of enormous importance to planning work across the United Nations system, the public and private sector and, consequently, humankind. Leadership involvement will include high profile marketing and relationship opportunities as the project moves out of its prototype phase and into the public sphere.

---

Sumair Sayani • [sumair.sayani@demandinstitute.org](mailto:sumair.sayani@demandinstitute.org)